


MSZ-GX18NL & MUZ-GX18NL
18,000 BTU/H WALL-MOUNTED INDOOR UNIT
18,000 BTU/H INVERTER HEAT PUMP OUTDOOR UNIT



Job Name:

System Reference:

Date:



INDOOR Unit ... MSZ-GX18NL

OUTDOOR Unit ... MUZ-GX18NL

INDOOR UNIT FEATURES

- **Dual Barrier Coating:** Dual Barrier Coating reduces the collection of contaminants like dust, fibers, smoke, and oil on the inner surface of the indoor unit.
- **Swing Mode:** An indoor unit with this capability can move air throughout the room like an oscillating fan.
- **Econo Cool:** Econo Cool is feature that temporarily adjusts the airflow to maintain comfort while using less energy.
- **Quiet:** Our indoor units offer whisper-quiet operation as low as 19 dB(A). Our outdoor units are design for ultra quiet operation.
- **Horizontal Vane Control:** Horizontal Vane Control allows the indoor unit vanes to be moved left right to provide even temperatures throughout a space.
- **Wi-Fi Enabled:** Wi-Fi enabled units pair with the Comfort app for complete control over temperature, fan speeds, modes, schedules, and more.

OUTDOOR UNIT FEATURES

- **Inverter Driven Compressor:** Inverter technology uses only the precise amount of energy needed to keep a space comfortable.
- **Blue Fin Coating:** Anti-corrosion coating that protects the outdoor heat exchanger against salt, sulfur, and other airborne contaminants that impact the efficiency and performance of the outdoor units.
- **Seacoast Protection:** Designed to protect against the corrosive effects of environments that are in close proximity to the sea.

SPECIFICATIONS: MSZ-GX18NL & MUZ-GX18NL

Cooling at 95F ¹	Maximum Capacity	Btu/h	22000
	Rated Capacity	Btu/h	18000
	Minimum Capacity	Btu/h	5200
	Maximum Power Input	W	2150
	Rated Power Input	W	1280
	Moisture Removal	Pints/h	3.40
	Sensible Heat Factor		0.79
Heating at 47F ²	Power Factor [208V / 230V]	%	97 / 97
	Maximum Capacity	Btu/h	27400
	Rated Capacity	Btu/h	21600
	Minimum Capacity	Btu/h	6800
	Maximum Power Input	W	4000
	Rated Power Input	W	1680
Heating at 17F ³	Power Factor [208V / 230V]	%	97 / 97
	Maximum Capacity	Btu/h	18200
	Rated Capacity	Btu/h	13700
	Maximum Power Input	W	2900
Heating at 5F ⁵	Rated Power Input	W	1460
	Maximum Capacity	Btu/h	15200
Heating at -5F ⁷	Maximum Power Input	W	2470
Heating at -10F ⁸	Maximum Capacity	Btu/h	11720
Efficiency	Maximum Capacity	Btu/h	10330
	SEER2		22.50
	EER2 ¹		14.05
	HSPF2 [IV]		10.30
	COP at 47°F ²		3.77
	COP at 17°F at Maximum Capacity ³		1.82
	COP at 5°F at Maximum Capacity ⁵		1.80
	COP at -5°F at Maximum Capacity ⁷		1.56
COP at -10°F at Maximum Capacity ⁸		1.46	
Electrical	ENERGY STAR® Certified		Yes
	Voltage, Phase, Frequency	V AC / V AC , ø , Hz	208 / 230 , 1 , 60
	Guaranteed Voltage Range	V AC	187 - 253
	Voltage: Indoor - Outdoor, S1-S2	V AC	230 / 208
	Voltage: Indoor - Outdoor, S2-S3	V DC	24
	Short-circuit Current Rating [SCCR]	kA	5
	Recommended Fuse/Breaker Size (Outdoor)	A	25
Indoor Unit	Recommended Wire Size [Indoor - Outdoor]	AWG	14
	MCA	A	1
	Fan Motor Output	W	56
	Fan Motor Type		DC Motor
	Airflow Rate at Cooling, Dry	CFM	324 , 392 , 454 , 530 , 650
	Airflow Rate at Cooling, Wet	CFM	292 , 353 , 408 , 477 , 585
	Airflow Rate at Heating, Dry	CFM	344 , 392 , 454 , 530 , 672
	Sound Pressure Level [Cooling]	dB (A)	28 , 33 , 38 , 44 , 49
	Sound Pressure Level [Heating]	dB (A)	28 , 34 , 39 , 43 , 48
	Drain Pipe Size O.D.	inch [mm]	5/8 [15.88]
	Dual Barrier Coating on Heat Exchanger		Yes
	Dual Barrier Coating on Fan		Yes
	External Finish Color		Munsell 0.7PB 9.2/0.4
	Unit Dimensions (W x D x H)	inch x inch x inch [mm x mm x mm]	43-5/16 x 10-1/8 x 12-13/16 [1100 x 257 x 325]
	Package Dimensions (W x D x H)	inch x inch x inch [mm x mm x mm]	45-1/2 x 15-1/2 x 13-1/2 [1160 x 400 x 340]
	Unit Weight	lbs [kg]	37 [16.50]
	Package Weight	lbs [kg]	42 [18.80]
IDU Operating Temp. Range	Cooling Intake Air Temp [Maximum / Minimum]	deg F , deg F / deg F , deg F	90 , 73 / 67 , 57

Notes

- ¹Cooling (Indoor // Outdoor) °F 80 DB, 67 WB // 95 DB, 75 WB - test
²Heating at 47°F (Indoor // Outdoor) °F 70 DB, 60 WB // 47 DB, 43 WB
³Heating at 17°F (Indoor // Outdoor) °F 70 DB, 60 WB // 17 DB, 15 WB
⁵Heating at 5°F (Indoor // Outdoor) °F 70 DB, 60 WB // 5 DB, 4 WB
⁷Heating at -5°F (Indoor // Outdoor) °F 70 DB, 60 WB // -5 DB, -6 WB
⁸Heating at -10°F (Indoor // Outdoor) °F 70 DB, 60 WB // -10 DB, -11 WB
^{*}Indoor/Outdoor Unit Operating Temperature Range (Cooling Air Temp [Maximum / Minimum]): • Applications should be restricted to comfort cooling only; equipment cooling applications are not recommended for low ambient temperature conditions.
^{**}Outdoor Unit Operating Temperature Range (Cooling Thermal Lock-out / Re-start Temperatures; Heating Thermal Lock-out / Re-start Temperatures): • System cuts out in heating mode and automatically restarts at these temperatures.

SPECIFICATIONS: MSZ-GX18NL & MUZ-GX18NL

IDU Operating Temp. Range	Heating Intake Air Temp [Maximum / Minimum]	deg F	80 / 70
Outdoor Unit	MCA	A	23
	MOCP	A	25
	Fan Motor Full Load Amperage	A	0.76
	Fan Motor Output	W	55
	Airflow Rate Cooling	CFM	2202
	Airflow Rate Heating	CFM	1934
	Defrost Method		Reverse Cycle
	Coating on Heat Exchanger (Bluefin, Sea Coast)		Yes , Yes
	Sound Pressure Level, Cooling ¹	dB (A)	54
	Sound Pressure Level, Heating ²	dB (A)	55
	Compressor Type		Twin Rotary
	Compressor Model		SRB172FQHMT
	Compressor Oil [Type // Charge]	// oz	RM68EH // 14.5
	External Finish Color		Munsell 3Y 7.8/1.1
	Base Pan Heater		Optional
	Unit Dimensions (W x D x H)	inch x inch x inch [mm x mm x mm]	33-1/16 x 13 x 34-5/8 [840 x 330 x 880]
Package Dimensions (W x D x H)	inch x inch x inch [mm x mm x mm]	38-3/4 x 16-3/4 x 40-3/4 [980 x 420 x 1030]	
Unit Weight	lbs [kg]	116 [52.30]	
Package Weight	lbs [kg]	135 [61.20]	
ODU Operating Temp. Range	Cooling Intake Air Temp [Maximum / Minimum*]	F	115 / 14
	Cooling Thermal Lock-out / Re-start Temperatures**	F	-1 / 3
	Heating Intake Air Temp [Maximum / Minimum]	F , F / F , F	75 , 65 / -5 , -6
	Heating Thermal Lock-out / Re-start Temperatures**	F	-14 / -4
Refrigerant	Type		R454B
	Pre-Charged Refrigerant Amount	lbs . oz	3 , 12
	Maximum Pre-Charged Piping Length	ft [m]	50 [15]
	Additional Refrigerant Charge Per Additional Piping Length	oz/ft	0.22
Piping	Gas Pipe Size O.D. [Flared]	inch [mm]	1/2 [12.70]
	Liquid Pipe Size O.D. [Flared]	inch [mm]	1/4 [6.35]
	Maximum Piping Length	ft [m]	100 [30]
	Maximum Height Difference	ft [m]	50 [15]
	Maximum Number of Bends		10

Notes

- ¹Cooling (Indoor // Outdoor) °F 80 DB, 67 WB // 95 DB, 75 WB - test
- ²Heating at 47°F (Indoor // Outdoor) °F 70 DB, 60 WB // 47 DB, 43 WB
- ³Heating at 17°F (Indoor // Outdoor) °F 70 DB, 60 WB // 17 DB, 15 WB
- ⁵Heating at 5°F (Indoor // Outdoor) °F 70 DB, 60 WB // 5 DB, 4 WB
- ⁷Heating at -5°F (Indoor // Outdoor) °F 70 DB, 60 WB // -5 DB, -6 WB
- ⁸Heating at -10°F (Indoor // Outdoor) °F 70 DB, 60 WB // -10 DB, -11 WB
- *Indoor/Outdoor Unit Operating Temperature Range (Cooling Air Temp [Maximum / Minimum]): • Applications should be restricted to comfort cooling only; equipment cooling applications are not recommended for low ambient temperature conditions.
- **Outdoor Unit Operating Temperature Range (Cooling Thermal Lock-out / Re-start Temperatures; Heating Thermal Lock-out / Re-start Temperatures): • System cuts out in heating mode and automatically restarts at these temperatures.

INDOOR UNIT ACCESSORIES: MSZ-GX18NL

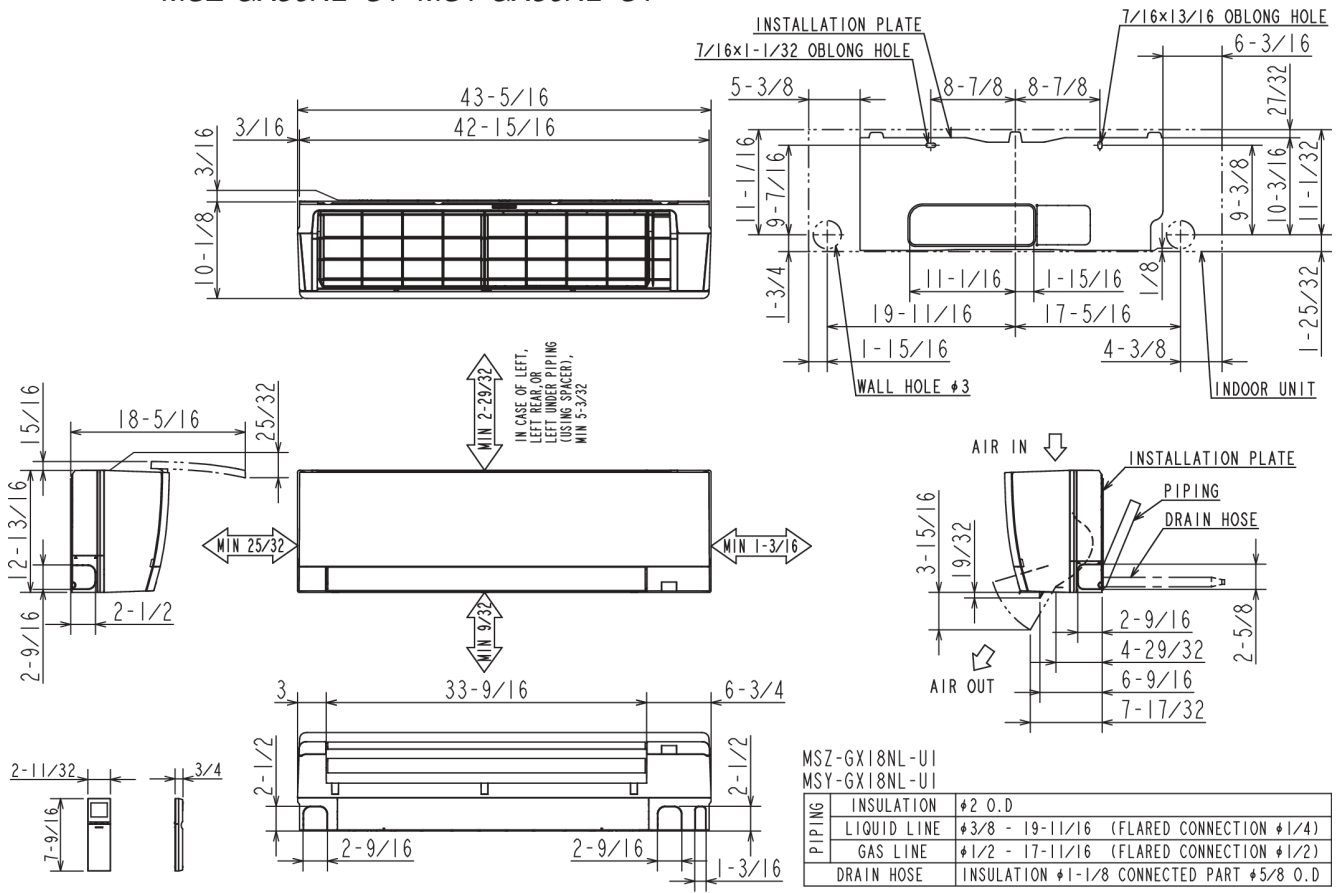
Condensate	Refco Condensate Pump 100-240V up to 120k BTU/h	<input type="checkbox"/>	COMBI
	Blue Diamond Sensor Extension Cable 15 Ft	<input type="checkbox"/>	C13-103
	Drain Pan Level Sensor/Control	<input type="checkbox"/>	SS610E
	Blue Diamond (MaxiBlue Advanced) Mini Condensate Pump w/ Reservoir & Sensor (110V) up to 48,000 BTU/H [recommended]	<input type="checkbox"/>	X87-711
	Refco Condensate Removal Pump with Wall Mount Enclosure 120-240V up to 120k BTU/h	<input type="checkbox"/>	GOBI-II
	Sauermann Condensate Pump 120-230V up to 60k BTU/h	<input type="checkbox"/>	SI30-230
	Blue Diamond MegaBlue Condensate Pump with Reservoir Sensor 115-230V up to 170k BTU/h	<input type="checkbox"/>	X87-835
	Blue Diamond MaxiBlue Condensate Pump with Reservoir Sensor 115-230V up to 48k BTU/h	<input type="checkbox"/>	X88-721
	Blue Diamond MicroBlue Condensate Pump with Fascia Kit 115-230V up to 18k BTU/h	<input type="checkbox"/>	X86-011
Control Interface	Thermostat Interface for 3rd Party Thermostats	<input type="checkbox"/>	PAC-US445CN-1
	Airzone Wireless Think Controller White	<input type="checkbox"/>	AZZBSTHINKRB
	Airzone Wireless Lite Controller White	<input type="checkbox"/>	AZZBSLITERB
	Airzone Wired Blueface Controller White	<input type="checkbox"/>	AZZBSBLUEZEROCB
	M-Net I/O Control Interface for M-Series ²	<input type="checkbox"/>	MAC-334IF-E
	kumo station® for Comfort app	<input type="checkbox"/>	PAC-WHS01HC-E
	Procon BACnet® and Modbus® Interface	<input type="checkbox"/>	PAC-UKPRC001-CN-1
	Wireless Interface 2 for Comfrot app	<input type="checkbox"/>	PAC-USWHS002-WF-2
	Airzone Wireless Lite Controller Black	<input type="checkbox"/>	AZZBSLITERN
	Airzone Wireless Think Controller Black	<input type="checkbox"/>	AZZBSTHINKRN
	Airzone Wired Blueface Controller Black	<input type="checkbox"/>	AZZBSBLUEZEROCN
IT Extender	<input type="checkbox"/>	PAC-WHS01IE-E	
Disconnect Switch	(30A/600V/UL) [fits 2" X 4" utility box] - White	<input type="checkbox"/>	TAZ-MS303W
	30A600VUL fits 2 X 4 utility box - Black	<input type="checkbox"/>	TAZ-MS303
Drain Hose	Flexible Mini-Split Drain Hose	<input type="checkbox"/>	DRX-16
Filter	Microparticle Filter	<input type="checkbox"/>	MAC-EMF515FT-E
	Electro Static Anti-allergy Enzyme Filter	<input type="checkbox"/>	MAC-2320FT-E
Lineset	1/4 x 1/2 Lineset Twin-Tube Insulation - 50 feet	<input type="checkbox"/>	MLS141212T-50
	1/4 x 1/2 Lineset Twin-Tube Insulation - 100 feet	<input type="checkbox"/>	MLS141212T-100
	1/4 x 1/2 Lineset Twin-Tube Insulation - 30 feet	<input type="checkbox"/>	MLS141212T-30
	1/4 x 1/2 Lineset Twin-Tube Insulation - 65 feet	<input type="checkbox"/>	MLS141212T-65
	1/4 x 1/2 Lineset Twin-Tube Insulation - 15 feet	<input type="checkbox"/>	MLS141212T-15
N/A		<input type="checkbox"/>	Unknown
Remote Sensor	Wireless temperature and humidity sensor for Comfort app	<input type="checkbox"/>	PAC-USWHS003-TH-1
	Remote Temperature Sensor for MFZ MLZ and MSZ models	<input type="checkbox"/>	M21EAA307
Terminal Signal Adapter	Backup Heat Relay Kit	<input type="checkbox"/>	CN24RELAY-KIT-CM3
Wired Remote Controller	Simple Direct Wired Remote Controller	<input type="checkbox"/>	PAC-SDW01RC-1
	Deluxe MA Wired Remote Controller ¹	<input type="checkbox"/>	PAR-42MAAUB
	Touch MA Remote Controller ¹	<input type="checkbox"/>	PAR-CT01MAU-SB
	Simple MA Remote Controller ¹	<input type="checkbox"/>	PAC-YT53CRAU-J
Wireless Remote Controller	Wireless RedLINK™ Remote Controller	<input type="checkbox"/>	MHK2
	Lockdown Bracket for Wireless Handheld Remote Controllers	<input type="checkbox"/>	RCMKP1CB
Notes			

OUTDOOR UNIT ACCESSORIES: MUZ-GX18NL

Air Outlet Guide	Air Outlet Guide	<input type="checkbox"/>	MAC-890SG-E
Control/Service Tool	Maintenance Tool Interface	<input type="checkbox"/>	PAC-USCMS-MN-1
	M- & P-Series Maintenance Tool Cable Set	<input type="checkbox"/>	M21EC0397
Drain Socket	Drain Socket	<input type="checkbox"/>	MAC-871DS
Hail Guards	Hail Guard	<input type="checkbox"/>	HG-A7
Mini-Split Wire	16 Gauge 4 wire MiniSplit Cable250 ft roll	<input type="checkbox"/>	S164-250
	14 Gauge 4 wire Armored MiniSplit Cable250 ft roll	<input type="checkbox"/>	SW144-250
	14 Gauge 4 wire MiniSplit Cable50 ft roll	<input type="checkbox"/>	S144-50
	14 Gauge 4 wire MiniSplit Cable250 ft roll	<input type="checkbox"/>	S144-250
	16 Gauge 4 wire Armored MiniSplit Cable250 ft roll	<input type="checkbox"/>	SW164-250
	16 Gauge 4 wire Armored MiniSplit Cable50 ft roll	<input type="checkbox"/>	SW164-50
	14 Gauge 4 wire Armored MiniSplit Cable50 ft roll	<input type="checkbox"/>	SW144-50
Mounting Pad	16 Gauge 4 wire MiniSplit Cable50 ft roll	<input type="checkbox"/>	S164-50
	Condensing Unit Mounting Pad 16 x 36 x 3	<input type="checkbox"/>	ULTRILITE1
Optional Defrost Heater	Base Heater	<input type="checkbox"/>	MAC-660BH-U
Snow/Rain Diverter	SnowRain Diverter	<input type="checkbox"/>	SRD-3
Stand	Outdoor Unit Stand 12 High	<input type="checkbox"/>	QSMS1201M
	Condenser Wall Bracket	<input type="checkbox"/>	QSWB2000M-1
	24 Single Fan Stand	<input type="checkbox"/>	QSMS2401M
	18 Single Fan Stand	<input type="checkbox"/>	QSMS1801M
	Condenser Wall Bracket - Stainless Steel Finish	<input type="checkbox"/>	QSWBSS
	Outdoor Unit 3-14 inch Mounting Base Pair - Plastic	<input type="checkbox"/>	DSD-400P
Notes			

INDOOR UNIT DIMENSIONS: MSZ-GX18NL

MSZ-GX18NL-U1 MSY-GX18NL-U1
MSZ-GX24NL-U1 MSY-GX24NL-U1
MSZ-GX30NL-U1 MSY-GX30NL-U1
MSZ-GX36NL-U1 MSY-GX36NL-U1



MSZ-GX18NL-U1
MSY-GX18NL-U1

PIPING	INSULATION	#2 O.D
	LIQUID LINE	#3/8 - 19-11/16 (FLARED CONNECTION #1/4)
	GAS LINE	#1/2 - 17-11/16 (FLARED CONNECTION #1/2)
	DRAIN HOSE	INSULATION #1-1/8 CONNECTED PART #5/8 O.D

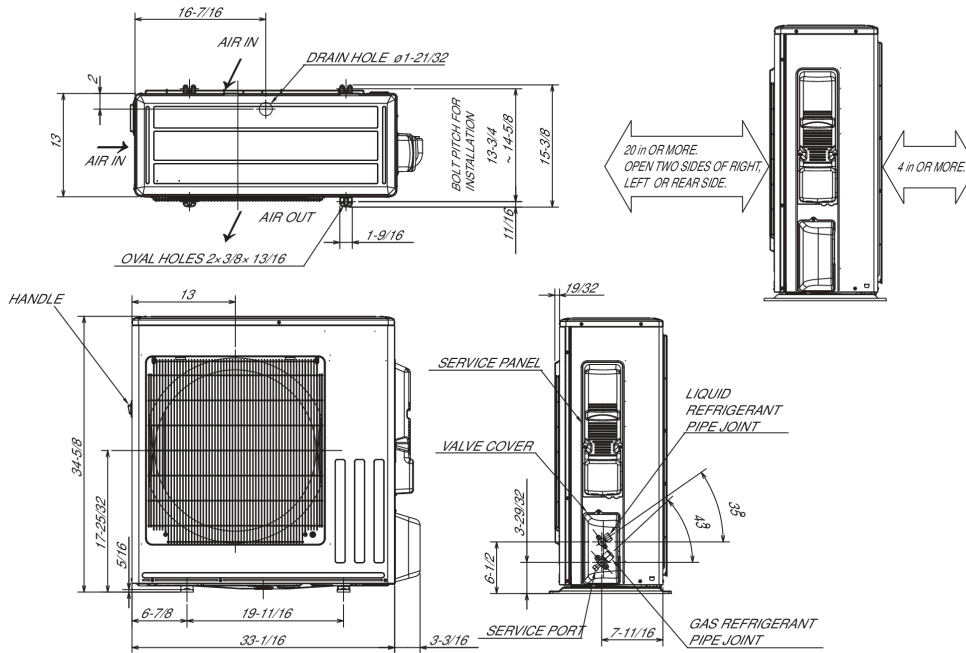
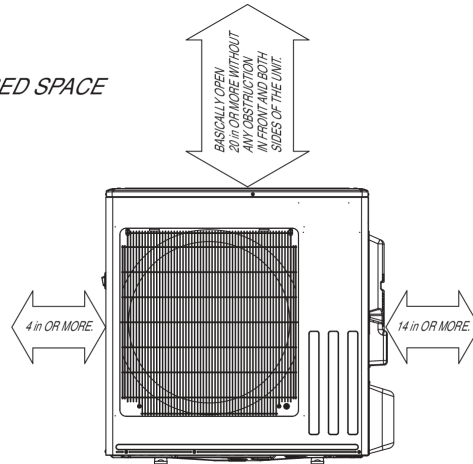
MSZ-GX24/30/36NL-U1
MSY-GX24/30/36NL-U1

PIPING	INSULATION	#2 O.D
	LIQUID LINE	#3/8 - 19-11/16 (FLARED CONNECTION #1/4)
	GAS LINE	#1/2 - 17-11/16 (FLARED CONNECTION #5/8)
	DRAIN HOSE	INSULATION #1-1/8 CONNECTED PART #5/8 O.D

OUTDOOR UNIT DIMENSIONS: MUZ-GX18NL

MUZ-GX18NL-U1 **MUZ-GX30NL-U1**
MUZ-GX24NL-U1 **MUZ-GX36NL-U1**
MUZ-GX18NLHZ-U1 **MUY-GX30NL-U1**
MUZ-GX24NLHZ-U1 **MUY-GX36NL-U1**
MUY-GX18NL-U1
MUY-GX24NL-U1

REQUIRED SPACE



MUZ-GX18NL MUZ-GX18NLHZ		
MUY-GX18NL		
REFRIGERANT PIPE JOINT	LIQUID REFRIGERANT PIPE	FLARED 1/4"
	GAS REFRIGERANT PIPE	FLARED 1/2"

MUZ-GX24/30/36NL MUZ-GX24NLHZ		
MUY-GX24/30/36NL		
REFRIGERANT PIPE JOINT	LIQUID REFRIGERANT PIPE	FLARED 1/4"
	GAS REFRIGERANT PIPE	FLARED 5/8"

1340 Satellite Boulevard Suwanee, GA 30024
Toll Free: 800-433-4822 · mitsubishicomfort.com

METUS_2026-04_PROPIN

